



INSTRUCTIONS

J01780

2013-11-01



FRONT CALIPER COVER KIT

GENERAL

Kit Numbers

43725-00, 43726-00, 43759-00

Models

For model fitment information, see the P&A retail catalog or the Parts and Accessories section of www.harley-davidson.com (English only).

Will not fit models equipped with Braided Front Brake Line.

Kit Contents

See Figure 4 and Table 1.

INSTALLATION

1. See Figure 1. Support caliper and remove upper and lower caliper mounting screws.
2. Loosely install outer cover to the slider using the hardware just removed.
3. Install split rubber grommet over brake line just above caliper banjo fitting. Do NOT remove brake line.
4. See Figure 2. Insert grommet into the semicircular cutout in the outer cover.
5. See Figure 2. Tighten lower caliper mounting screw to 28-38 ft-lbs (37.9-51.5 Nm) then tighten upper mounting screw to 28-38 ft-lbs (37.9-51.5 Nm).

NOTE

It may be necessary to rotate the brake line for optimal positioning within the grommet. Refer to the applicable Service Manual for torque and bleeding procedures.

6. Install inner cover under the outer cover while simultaneously inserting grommet into the corresponding cutout.

⚠ WARNING

After repairing the brake system, test brakes at low speed. If brakes are not operating properly, testing at high speeds can cause loss of control, which could result in death or serious injury. (00289a)

7. See Figure 3. Install four screws with wave washers through the outer cover and into the inner cover.

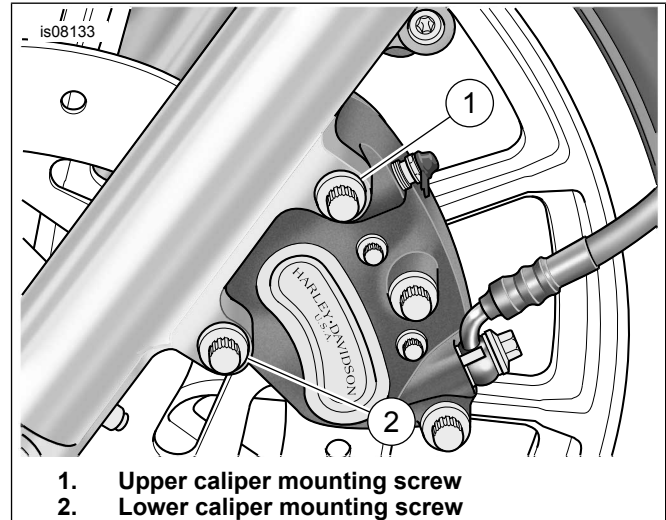


Figure 1. Remove Caliper Mounting Screws




Figure 2. Tighten Caliper Mounting Screws and Install Grommet




Figure 3. Install Caliper Cover Screws

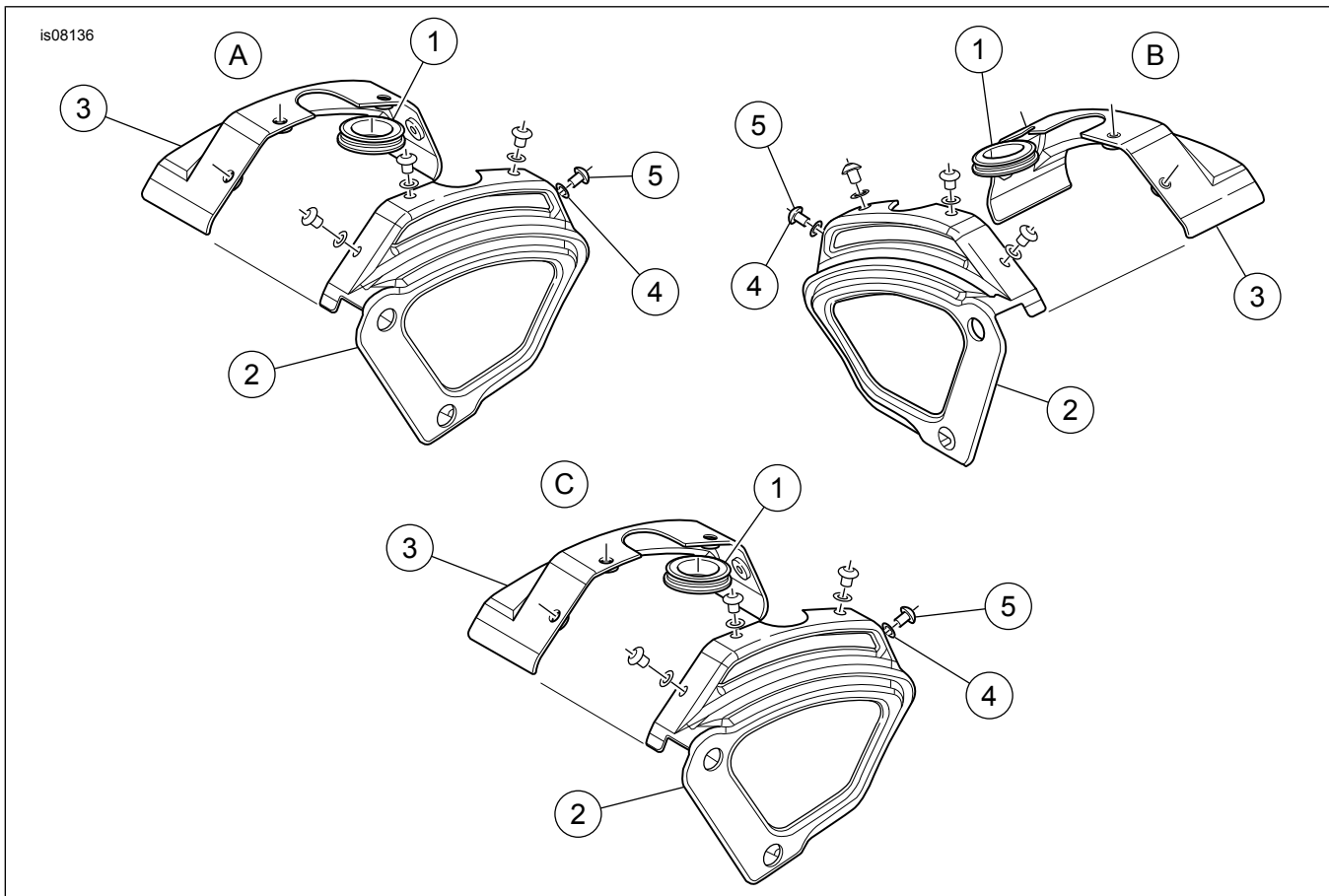


Figure 4. Service Parts

Table 1. Service Parts

Item	Description (Quantity)	Part Number
A) Kit number 43726-00 (Left Side Caliper Cover Kit) (P/N 43726-00) XL and Dyna Models (except FXDWG) NOTE: Will not fit with Models equipped with Braided Brake Lines		
1	Grommet, split	11534
2	Cover, caliper outer (left side)	not sold
3	Cover, caliper inner (left side)	not sold
4	Wave washer, #10 (4)	not sold
5	Screw, 10-32 X 1/4" button-head (4)	not sold
B) Kit number 43725-00 (Right Side Caliper Cover Kit) (P/N 43725-00) XL and Dyna NOTE: Will not fit with Models equipped with Braided Brake Lines		

Table 1. Service Parts

Item	Description (Quantity)	Part Number
1	Grommet, split	11534
2	Cover, caliper outer (right side)	not sold
3	Cover, caliper inner (right side)	not sold
4	Wave washer, #10 (4)	not sold
5	Screw, 10-32 X 1/4 in button-head (4)	not sold
C) Kit number 43759-00 (Left Side Caliper Cover Kit) (P/N 43759-00) FXDWG and Softail Models (except Springer and FXSTD)		
NOTE: Will not fit with Models equipped with Braided Brake Lines		
1	Grommet, split	11534
2	Cover, caliper outer (left side)	not sold
3	Cover, caliper inner (left side)	not sold
4	Wave washer, #10 (4)	not sold
5	Screw, 10-32 X 1/4 in button-head (4)	not sold