



INSTRUCTIONS

J06432

2020-03-26



RIDER BACKREST KIT

GENERAL

Kit Number

52300409

Models

For model fitment information, please see the P&A Retail Catalog or the Parts and Accessories section of www.harley-davidson.com (English only).

Installation Requirements

⚠ WARNING

Rider and passenger safety depend upon the correct installation of this kit. If the procedure is not within your capabilities or you do not have the correct tools, have a Harley-Davidson dealer perform the installation. Improper installation of this kit could result in death or serious injury. (00308b)

Kit Contents

See Figure 3 and Table 1.

INSTALLATION

1. Remove seat. See owner's manual.
2. Remove one side of grab strap. See owner's manual.
3. Feed grab strap through adjuster knob cover. See Figure 1.
4. Attach grab strap to motorcycle.
5. Install seat.

6. *NOTE*

Rider backrest receptacle can be accessed by separating rider and passenger seat sections by hand.

With rider backrest folded forward, insert lower mount bracket into receptacle in seat.

7. *NOTE*

A click should be heard when backrest is in the correct position.

Press rider backrest assembly down until fully seated.

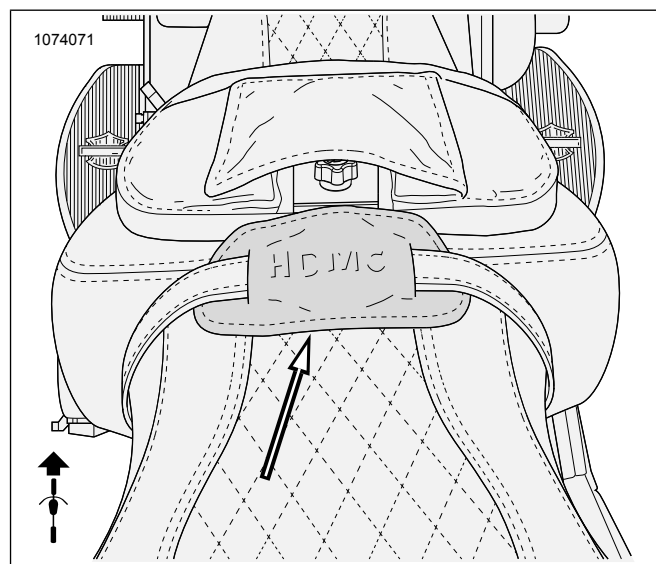


Figure 1. Adjuster Knob Cover Installed

ADJUSTMENT

1. Raise backrest and adjust as needed for rider comfort.

NOTE

See Figure 2.

- Height adjustment knob is loosened to allow sliding up or down of backrest, then tightened to lock in place.
- Forward lean adjustment knob is turned clockwise or counter-clockwise to tilt backrest forward or backward.

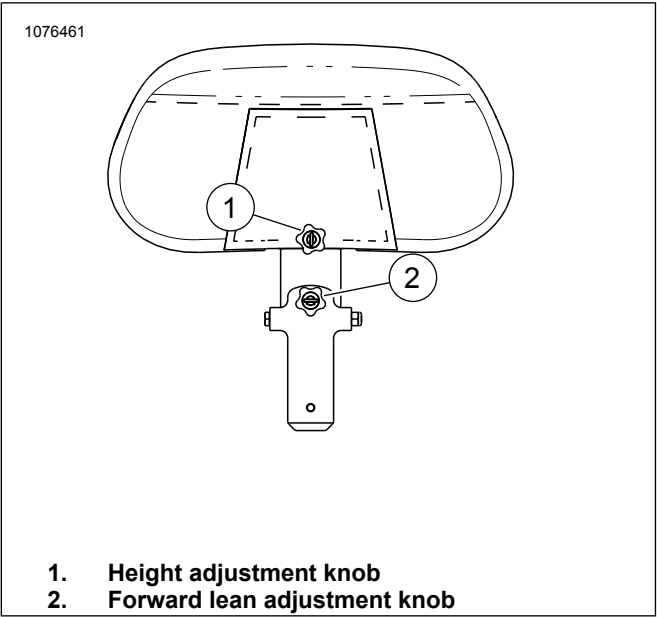


Figure 2. Rider backrest adjustment knobs

SERVICE PARTS

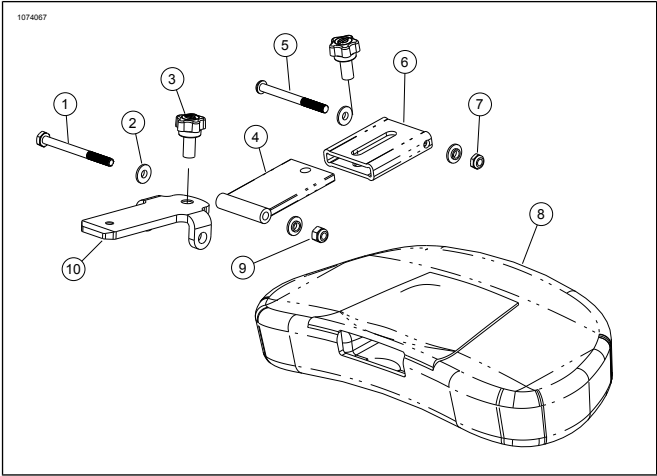


Figure 3. Rider Backrest Components

Table 1. Service Parts: Rider Backrest Kits

Item	Description (Quantity)	Part Number
1	Grade 8 Hex Cap Screw, Black	Not Sold Separately
2	Shoulder washer, nylon (4)	Not Sold Separately
3	Adjustment knob (2)	51868-06A
4	Upper mount bracket	Not Sold Separately
5	Screw, button head	Not Sold Separately
6	Pivot head backrest	Not Sold Separately
7	Lock nut, stainless steel	Not Sold Separately
8	Backrest assembly	Not Sold Separately
9	Lock nut, stainless steel, black oxide	Not Sold Separately
10	Lower mount bracket	Not Sold Separately
	Adjuster knob cover (not shown)	50700055