



# INSTRUCTIONS

94100149

2021-09-13



## PRIMARY AMPLIFIER AND DONGLE KIT (PN 76000997)

### NOTE





The QR code can only be scanned in the Harley-Davidson audio app.

The newly installed audio system and speakers will not play audio unless it is configured using the Harley-Davidson audio app or by an authorized Harley-Davidson dealership.

Table 1.

| Harley-Davidson Audio Powered by Rockford Fosgate® |   |
|--|---|
| Kit  | QR Code   |
| 76000997   |  |

Table 2.

| Kit      | Suggested Tools  | Skill Level   |
|----------|--|---|
| 76000997 | Safety Glasses, Torque Wrench, DIGITAL TECHNICIAN II (PART NUMBER: HD-48650) |     |

### KIT CONTENTS

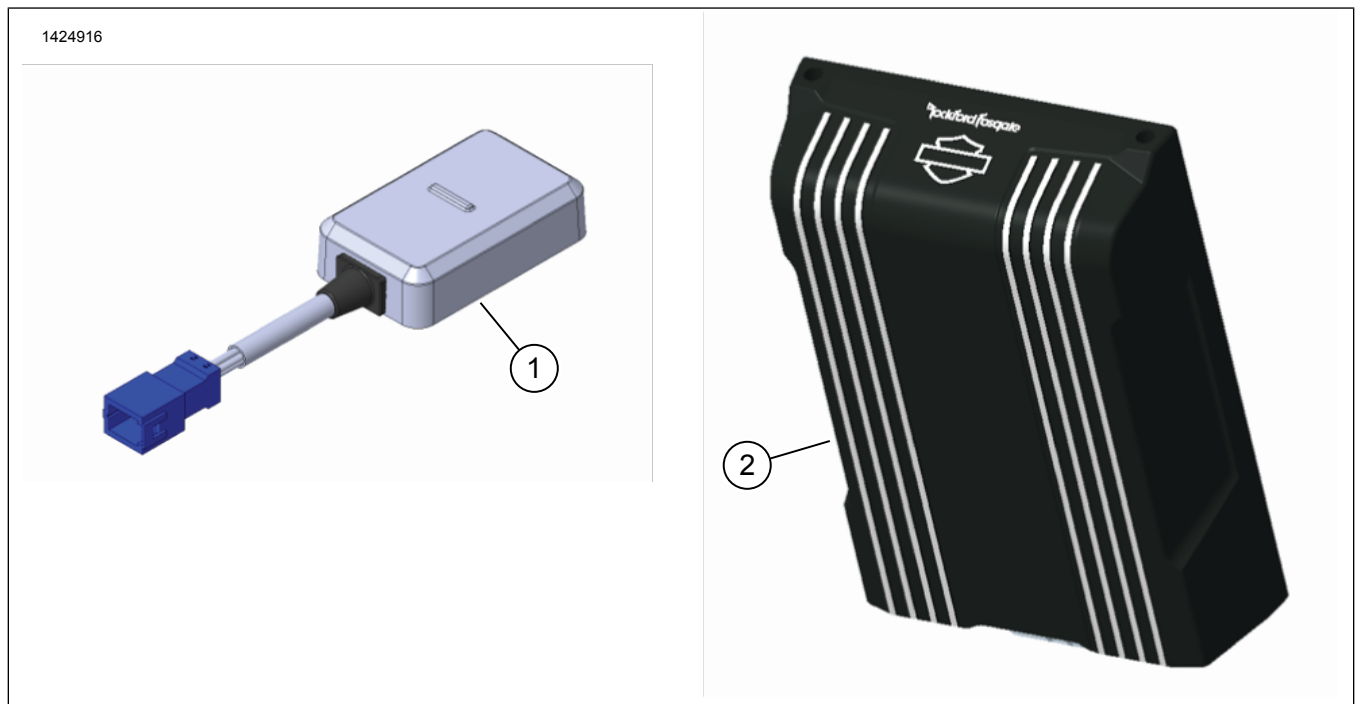


Figure 1. Service Parts: Primary Amplifier Kit

**Table 3. Service Parts List: Primary Amplifier Kit**

| <input checked="" type="checkbox"/> | Item | Qty | Description        | Part No. | Notes   |
|-------------------------------------|------|-----|--------------------|----------|---|
| <input type="checkbox"/>            | 1    | 1   | Bluetooth Dongle   | 41000771 | For model fitment information, see the P&A retail catalog or the Parts and Accessories section of <a href="http://www.harley-davidson.com">www.harley-davidson.com</a> (English only).* |
| <input type="checkbox"/>            | 2    | 1   | Amplifier, Primary | 76000821 | For model fitment information, see the P&A retail catalog or the Parts and Accessories section of <a href="http://www.harley-davidson.com">www.harley-davidson.com</a> (English only).* |

**NOTE**

Verify all contents are present in the kit before installing or removing items from vehicle.

**GENERAL**

**NOTE**

The various generations of speakers, amplifiers and wiring for Harley-Davidson vehicles were not designed or tested to work together. Please refer to the P&A catalog for fitment recommendations and consult your dealership to ensure optimal performance and compatibility.

The Bluetooth Dongle is a audio communication component. In conjunction with Harley-Davidson audio app, it can assign amplifiers and speaker channels or enhance the sound by widening the frequency range with an additional equalizer. The dongle **CANNOT** be used as a communications device between your phone and the vehicle's radio.

**Models**

\*For model fitment information, see the P&A retail catalog or the Parts and Accessories section of [www.harley-davidson.com](http://www.harley-davidson.com) (English only).

Ensure you are using the most current version of the instruction sheet which is available at: [h-d.com/isheets](http://h-d.com/isheets)

Contact Harley-Davidson Customer Support Center at 1-800-258-2464 (U.S. only) or 1-414-343-4056.

**Installation Requirements**

Download Harley-Davidson audio app.

These items are available at your Harley-Davidson dealership.

- **2014 and Later Touring:** Separate purchase of Harley-Davidson Primary Amplifier Installation Kit (Part No. 76000974 or 76001045) is required for this installation.
- **2014 and Later Touring:** Separate purchase of Harley-Davidson Secondary Amplifier Installation Kit (Part No. 76000975) may be required for this installation.
- **2014 and Later Tri Glide:** Separate purchase of Harley-Davidson Primary Amplifier Installation Kit (Part No. 76000976 or 76001046) is required for this installation.

**▲ WARNING**

Rider and passenger safety depend upon the correct installation of this kit. Use the appropriate service manual procedures. If the procedure is not within your capabilities or you do not have the correct tools, have a Harley-Davidson dealer perform the installation. Improper installation of this kit could result in death or serious injury. (00333b)

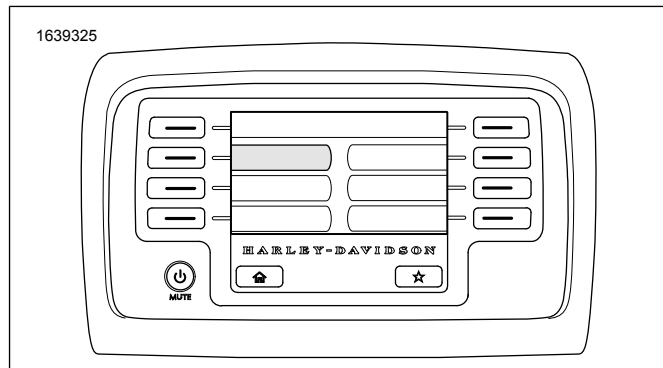
Installation by a technician at a Harley-Davidson dealership is recommended.

**NOTE**

This instruction sheet references service manual information. A service manual for this year/model motorcycle is required for this installation. One is available from a Harley-Davidson dealer.

**NOTE**

- See Figure 2. 2014 and later Touring models with Boom! Box 4.3 requires a dealer DIGITAL TECHNICIAN II (PART NUMBER: HD-48650) flash.
- See Figure 3. 2014-2018 Touring models with Boom! Box 6.5 GT requires a dealer DIGITAL TECHNICIAN II (PART NUMBER: HD-48650) flash.
- See Figure 4. 2019 and later Touring models with Boom! Box GTS requires latest software. See <http://www.harley-davidson.com>.



**Figure 2. Boom! 4.3 Radio**

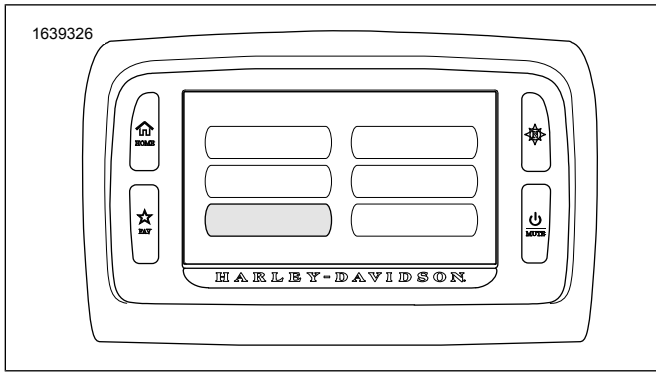


Figure 3. Boom! 6.5 GT Radio

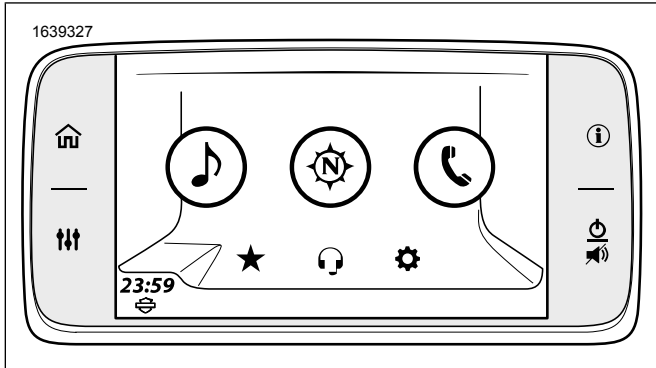


Figure 4. Boom! GTS Radio